



FOOTBALL



Copywork Pages

[Homeschool Notebooking.com](http://HomeschoolNotebooking.com)

Football Copywork Pages

By Michelle Taylor

© 2008 *Homeschool Notebooking.com*

All rights Reserved. This material is intended for use within a homeschool setting by one family only. This material may not be duplicated, sold, distributed, photocopied or electronically transmitted except for personal use by the purchaser.

Images ©2010 Jupiter Images Corporation



Dear Homeschool Friend,

Thanks so much for your purchase. It is my prayer that these Notebooking pages bless your children and your homeschool.

For my family, notebooking has been an answer to prayer. While using Notebooking and Copywork pages my children have become better writers and have created so many beautiful notebooks that have become treasures to last a lifetime.

All of my Notebooking sets have been personally created by me for use in my own homeschool. These same pages are in my children's notebooks. I created them to be used with different aged children, so I have provided both regular and primary lined pages where possible.

Have fun using these pages, get creative with them. Add timelines, maps and illustrations. May these pages sincerely be a blessing to you as they have been to my family.

Blessings,

~Michelle Taylor~



Become a Notebooking Member and get access to ALL of our Products PLUS Member Only Pages for all subjects added frequently and all updates including new products for as long as you remain a member. This is by far the best value for your money

<http://www.homeschoolnotebooking.com/become-a-homeschool-notebooking-member-today>

Join our Email List and receive your first coupon for **25%** off any purchase from our store.

<http://www.homeschoolnotebooking.com/email-list>

Check out our growing collection of **FREE** Notebooking and Copywork pages, Curriculum and other printables for your homeschool.

<http://www.homeschoolnotebooking.com/free-notebooking-pages>

See our Entire line of Notebooking Sets and Curriculum Available

<http://homeschoolnotebooking.com/all-products>

Sign up and Receive
Discount Coupons,
Free Notebooking Pages,
Updates and More!
Sign Up Now
[Click Here](#)



Dear Mom,

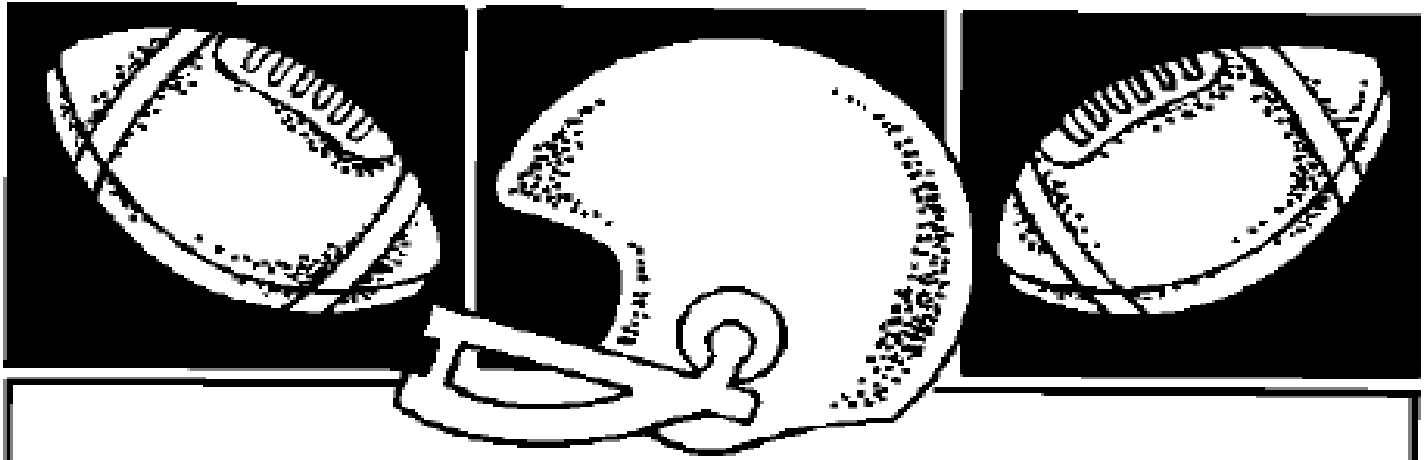
My son, Evan, LOVES football! I created these pages for him, to encourage him to write more. Writing is not his favorite subject so I thought these pages might make writing just a little more fun. I printed up several of these football pages and slipped them into a notebook for him. I encouraged him to write about anything he wanted to on these pages.

Our cat had just had kittens around this time, and I remember Evan wrote something about each kitten (she had 5) on these pages...on his own! He was only in first grade at the time and I was so happy to see him writing for fun.

These pages can be used for anything! Copywork and journal writing could easily be written on these pages and placed in a notebook.


If your son (or daughter) really loves football I am sure they will love these pages too!

Blessings,
Michelle Taylor




Handwriting practice area with multiple sets of lines. Each set consists of a solid blue top line, a dashed blue middle line, and a solid red bottom line. There are seven such sets of lines arranged vertically.









Handwriting practice lines consisting of multiple sets of three horizontal lines: a solid blue top line, a dashed blue middle line, and a solid red bottom line.





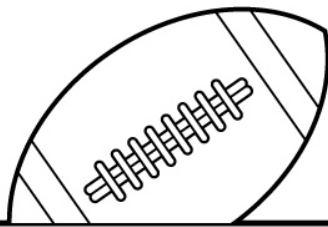




Four sets of primary writing lines. Each set consists of a solid blue top line, a dashed blue middle line, and a solid red bottom line.








FOOTBALL



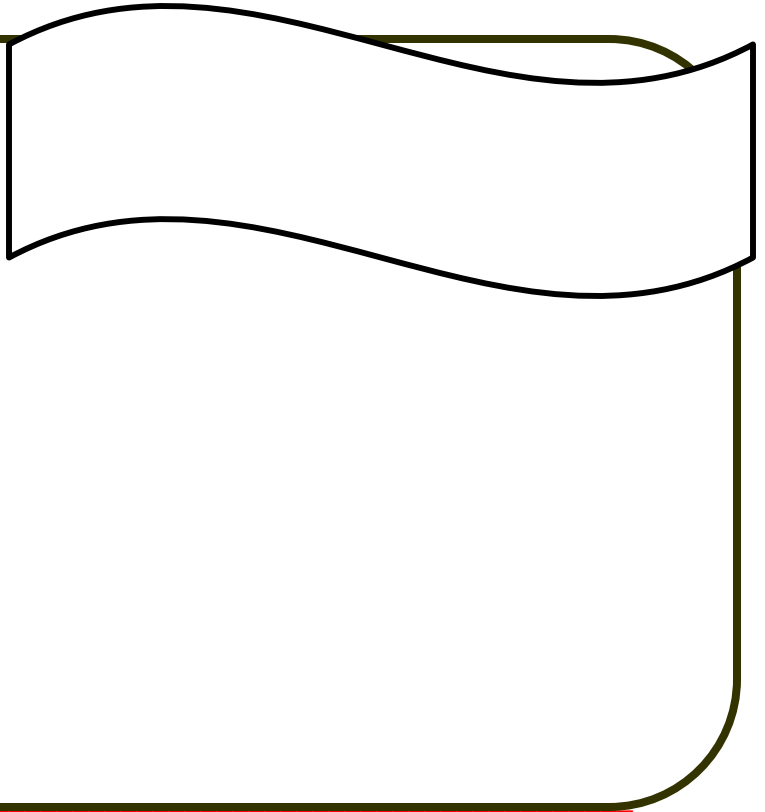
Handwriting practice area consisting of ten sets of horizontal lines. Each set includes a solid blue top line, a dashed blue middle line, and a solid red bottom line.



A large rectangular box with a red border and rounded corners, designed for a drawing or illustration. It has a small red circle with a white '1' inside at the top right corner and a small red circle with a white '2' inside at the top left corner.



Four sets of primary writing lines. Each set consists of a solid blue top line, a dashed blue middle line, and a solid red bottom line. There are four such sets stacked vertically, providing space for handwriting practice.



Handwriting practice lines consisting of four sets of horizontal lines. Each set includes a solid blue top line, a dashed blue middle line, and a solid red bottom line.

A large rectangular box with rounded corners and a green border, designed to look like a scroll. It is positioned at the top left of the page.

Handwriting practice lines consisting of multiple sets of horizontal lines. Each set includes a solid blue top line, a dashed blue middle line, and a solid red bottom line.






A large, empty rectangular box with a black border, intended for drawing or writing.

Five sets of handwriting practice lines. Each set consists of a solid blue top line, a dashed blue middle line, and a solid red bottom line.

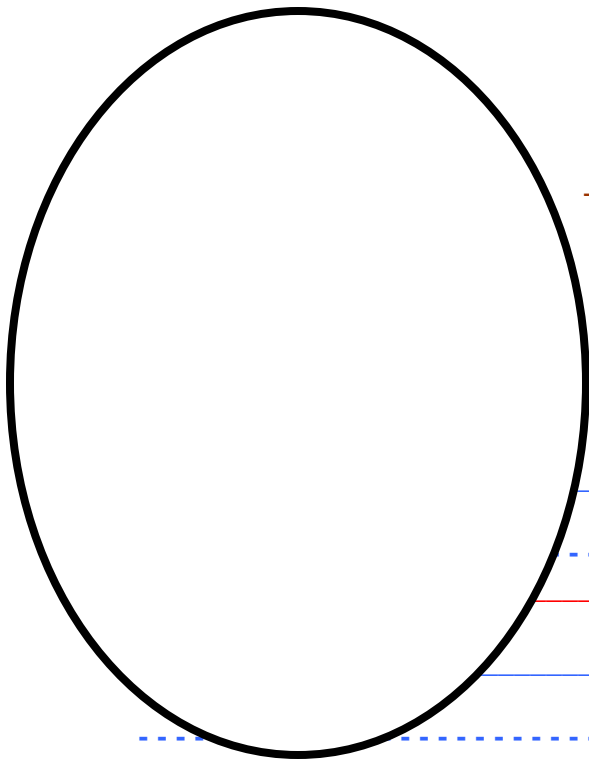


Handwriting practice area with multiple sets of lines. Each set consists of a solid blue top line, a dashed blue middle line, and a solid red bottom line. The area is enclosed by a blue border on the left and right sides.





Four sets of handwriting practice lines, each consisting of a solid blue top line, a dashed blue middle line, and a solid red bottom line.







Handwriting practice lines (top section) consisting of a solid blue top line, a dashed blue middle line, and a solid red bottom line.

Handwriting practice lines (middle section) consisting of a solid blue top line, a dashed blue middle line, and a solid red bottom line.



Handwriting practice lines (lower middle section) consisting of a solid blue top line, a dashed blue middle line, and a solid red bottom line.




Handwriting practice lines (bottom section) consisting of a solid blue top line, a dashed blue middle line, and a solid red bottom line.




A large rectangular area with a white background and a black border, containing ten horizontal lines for writing.








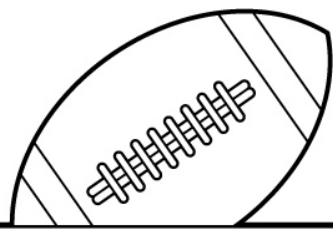
Horizontal lines for writing, spanning the width of the page.







A large rectangular area on the right side of the page, enclosed in a light green border. It contains 20 horizontal lines for writing, arranged in a single column.



FOOTBALL



A series of horizontal lines for writing, starting below the stadium illustration and ending above the football and helmet illustration.



A large rectangular box with rounded corners and a red border, designed for a title or heading. It features a scroll-like effect on the top-left and top-right corners.



A series of horizontal lines for writing, starting from the top of the page and extending down to the bottom. The lines are evenly spaced and cover most of the page's width.

A large rectangular box with rounded corners and a green border, designed for a title or heading. It features a scroll effect on the left and top edges.

A series of horizontal lines for writing, consisting of 18 lines in total. The first 10 lines are grouped together, and the remaining 8 lines are spaced out below.





A large, empty rectangular box with a black border, intended for drawing or writing.

A series of ten horizontal lines for writing.



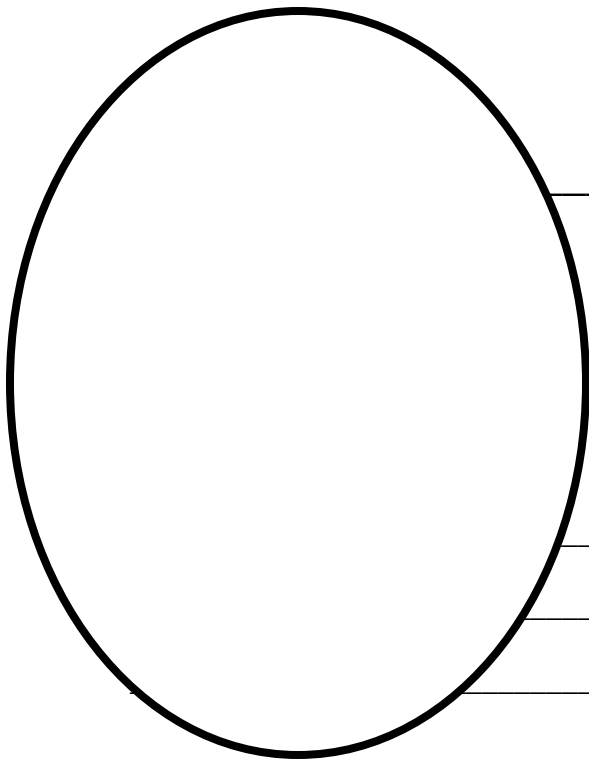
Lined writing area with a blue border on the left and right sides.











A series of horizontal lines for writing, starting from the top right of the oval and extending across the page. The lines are evenly spaced and cover most of the page's width.

